



Return to In-Person Learning Working Group

School Committee Presentation | April 13, 2021



Agenda

- Updated Health Metrics
- K-4 Full Day Return Updates
- Middle School Progress & Implementation Updates
- High School Progress & Implementation Updates
- Enrollment Data by Instructional Model (high school & district)
- Looking Back
- Looking Ahead



Prevention Strategies by Level of Community Transmission

Low Transmission ¹ Blue	Moderate Transmission Yellow	Substantial Transmission Orange	High Transmission Red
<p>Elementary Schools Physical distancing: at least 3 feet between students in classrooms</p>	<p>Elementary Schools Physical distancing: at least 3 feet of distance between students in classrooms</p> <p>Cohorting² recommended when possible</p>		
<p>Middle and High Schools Physical distancing: at least 3 feet between students in classrooms</p>	<p>Middle and High Schools Physical distancing: at least 3 feet of distance between students in classrooms</p> <p>Cohorting recommended when possible</p>	<p>Middle and High Schools Schools that can use cohorting: at least 3 feet of distance</p> <p>Schools that cannot use cohorting: at least 6 feet distance between students in classrooms ²</p>	
<p>Sports and extracurricular activities Sports and extracurricular activities occur with at least 6 feet of physical distance to the greatest extent possible⁵</p>	<p>Sports and extracurricular activities Sports and extracurricular activities occur with at least 6 feet of physical distance required⁵</p>	<p>Sports and extracurricular activities Sports and extracurricular activities occur only if they can be held outdoors, with more than 6 feet of physical distancing⁶</p>	

Mitigation & Community Transmission

Levels of community transmission defined as:

- **total new cases** per 100,000 persons in the past 7 days (low, 0-9; moderate, 10-49; **substantial, 50-99**; high, ≥100), and
- **percentage of positive tests** in the past 7 days (**low, <5%**; moderate, 5-7.9%; substantial, 8-9.9%; high, ≥10%).

<p>Belmont's Level of Community Transmission (4/12/2021)</p>
<p>Total new cases: 58.59</p>
<p>Percentage of positive tests: 0.91% (14 day average)</p>

Sources: Center for Disease Control. (2021). [CDC's Operational Strategy for K-12 Schools through Phased Mitigation.](#)

Calculations determined by Belmont Board of Health. **Note:** CDC metrics are *different* than MA metrics/levels.



Level of Community Transmission Over Last Month

Level of Community Transmission Metrics Belmont, MA

Date	Total New Cases per 100,000 persons (last 7 days)	Percentage of Positive Tests (last 7 days)*	Belmont's Level of Community Transmission	CDC Recommendations re: Physical Distancing	CDC Recommendations re: Cohorting*	CDC Recommended Instructional Mode (Elementary)	CDC Recommended Instructional Mode (MS & HS)
4-12-2021	58.59	0.91%	Substantial	3+ between students	Cohorting recommended when possible		
4-5-2021	58.59	0.63%	Substantial	3+ between students	Cohorting recommended when possible		
3-29-2021	36.62	0.76%	Moderate	3+ between students	N/A		
3-22-2021	25.63	0.78%	Moderate	3+ between students	N/A		
3-19-2021	UPDATED CDC GUIDANCE RE: RECOMMENDATIONS						
3-15-2021	58.59	0.66%	Substantial	6'+ required		Hybrid mode	Hybrid mode
3-8-2021	32.96	0.82%	Moderate	6'+ to greatest extent possible		Full in-person instruction	Full in-person instruction
3-1-2021	40.28	0.98%	Moderate	6'+ to greatest extent possible		Full in-person instruction	Full in-person instruction
2-22-2021	47.6	1.43%	Moderate	6'+ to greatest extent possible		Full in-person instruction	Full in-person instruction
2-15-2021	65.92	1.85%	Substantial	6'+ required		Hybrid mode	Hybrid mode
2-8-2021	113.53	2.42%	High	6'+ required		Hybrid mode	Virtual only unless strict mitigation
2-1-2021	124.51	3.01%	High	6'+ required		Hybrid mode	Virtual only unless strict mitigation

* According to the CDC (2021a): "Cohorting involves creating groups of students that are separated from other groups by at least 6 feet throughout the entire day. Cohorting can be implemented in either full in-person instruction or hybrid instruction, or through other strategies."

Levels of community transmission defined as:

- **total new cases** per 100,000 persons in the past 7 days (low, 0-9; moderate, 10-49; substantial, 50-99; high, ≥ 100), and
- **percentage of positive tests** in the past 7 days (low, $< 5\%$; moderate, 5-7.9%; substantial, 8-9.9%; high, $\geq 10\%$).

Sources: Center for Disease Control. (2021). [CDC's Operational Strategy for K-12 Schools through Phased Mitigation.](#)

Dates for Return to Learning

Elementary Schools, grades K-4	April 5
Middle School, grade 5	<ul style="list-style-type: none">• April 15, 16, 26, 27 - combined cohorts following hybrid schedule• April 28 - new schedule, full days
Middle School, grades 6-8	April 28
High School, grades 9-12	<ul style="list-style-type: none">• April 12-16 & 26-28 - combined cohorts following hybrid schedule• April 29 - new schedule, full days

K-4 Full Day Return





Middle School Progress & Implementation Updates

- Grade 5:
 - Starting April 15: Combining of hybrid cohorts following hybrid schedule
 - Starting April 28: Return to full day learning for all students
 - In-person
 - Remote classes



Middle School Progress & Implementation Updates

- Grades 6-8:
 - Starting April 28: Return to full day learning for all students
 - In-person
 - Remote = Live-streaming



Middle School Progress & Implementation Updates

- Communicating with staff, families, students
 - Grade 5 Parent Information Meeting (Apr. 12, 8am)
 - Grades 6-8 Parent Information Meeting (Apr. 12, 6:30pm)
 - Grade 5 Remote Families (Apr. 13, 8am)
 - Grades 6-8 Remote Families (Apr. 26, 6pm)



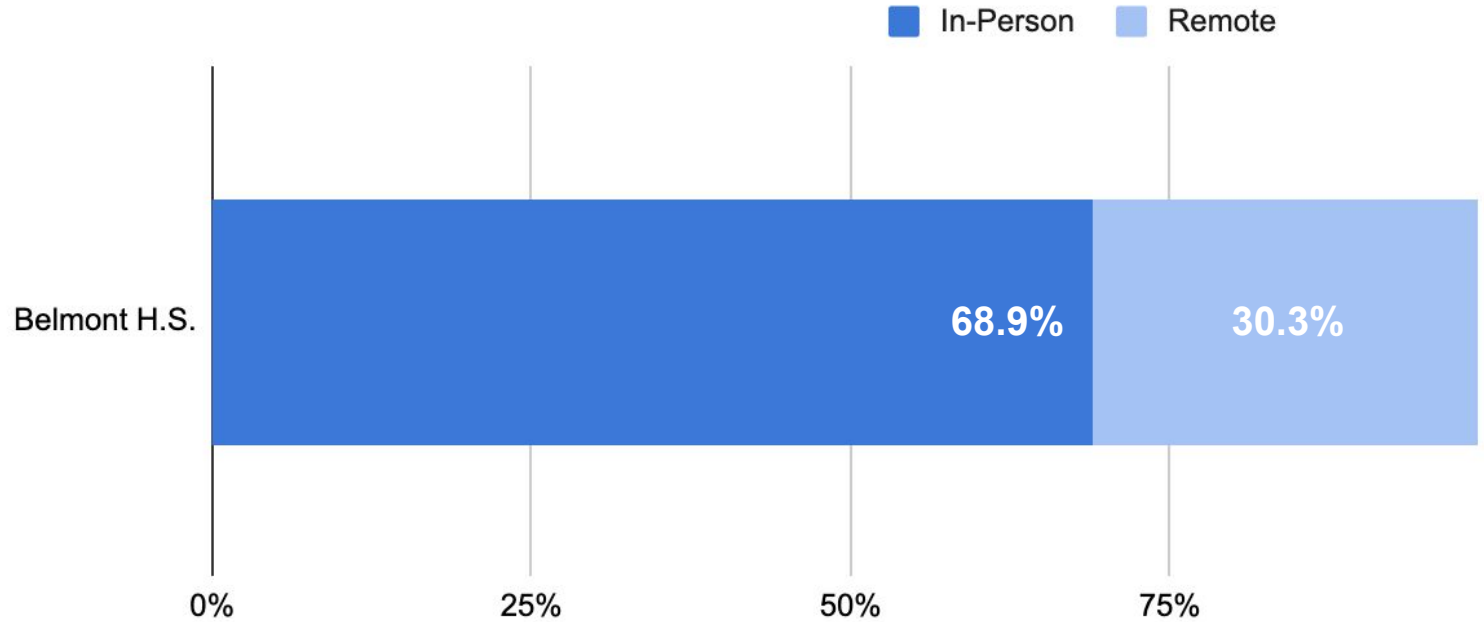
High School Progress & Implementation Updates

- Started April 12: Combining of hybrid cohorts while still using hybrid schedule (students in-person 4 days/week)
- Starting April 29: Return to full time learning
 - In person
 - Remote = live-streaming
- Communicating with staff, families, students
 - BHS Family Information Meeting (Apr. 15, 7pm)



9-12: Enrollment Data by Instructional Model

Spring 2021 Full Return Instructional Mode Selection (Gr. 9-12)





9-12: Enrollment Data by Instructional Model by Grade

Belmont H.S.	In-Person Students	Remote Students
All Students	69%	30%
Grade 9	74%	25%
Grade 10	63%	36%
Grade 11	69%	31%
Grade 12	69%	31%



9-12: Enrollment Data by Instructional Model for Subgroups

Belmont H.S.	In-Person Students	Remote Students
All Students	69%	30%
Students with an IEP	79%	19%
Students who are English Learners (<i>n</i> < 20)	75%	25%
Students in the METCO program (<i>n</i> < 30)	74%	26%



9-12: Enrollment Data by Instructional Model by Race/Ethnicity

(for race/ethnicity data where $n > 20$)

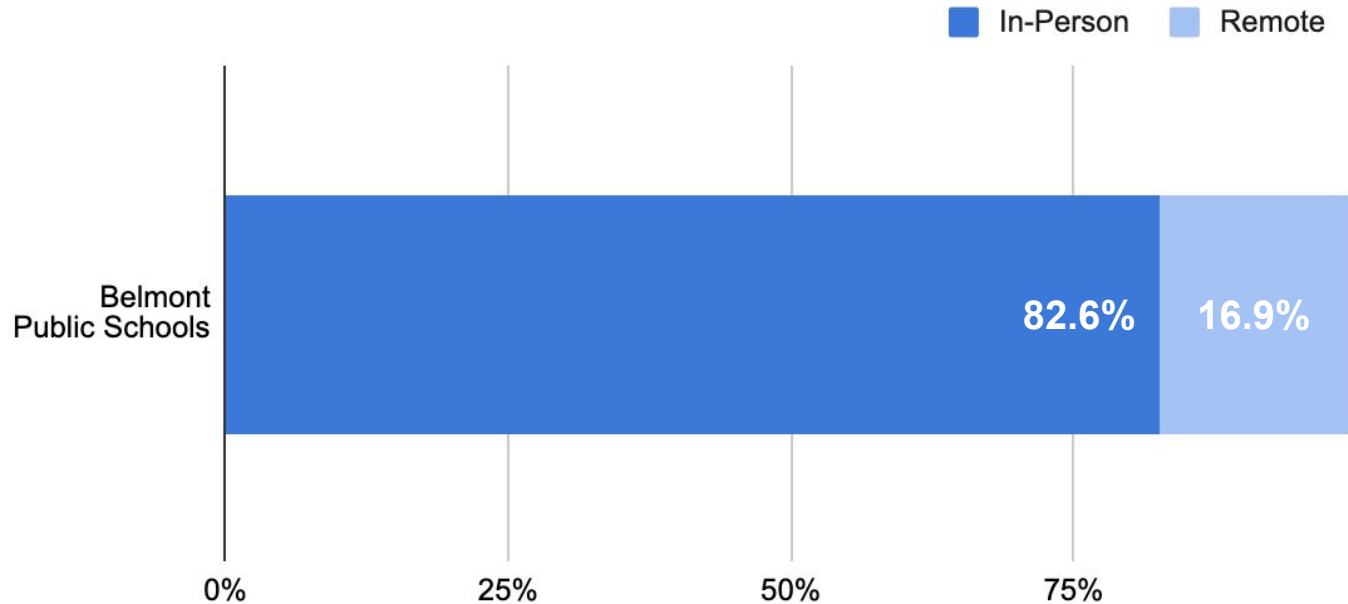
Categories determined by DESE and data self-reported by families

Belmont H.S.	In-Person Students	Remote Students
All Students	69%	30%
Asian	47%	53%
Black or African American	77%	19%
Hispanic or Latino: White	61%	39%
White	75%	25%
White and Asian	67%	31%



District-Wide: Enrollment Data by Instructional Model

Spring 2021 Full Return Instructional Mode Selection





District-Wide: Enrollment Data by Instructional Model by Grade Band

Belmont Public Schools	In-Person Students	Remote Students
All Students	83%	17%
Elementary Schools	91%	9%
Middle School	86%	14%
High School	69%	30%



District-Wide: Enrollment Data by Instructional Model for Subgroups

Belmont Public Schools	In-Person Students	Remote Students
All Students	83%	17%
Students with an IEP	85%	14%
Students who are English Learners	86%	14%
Students in the METCO program	79%	21%



District-Wide: Enrollment Data by Instructional Model by Race/Ethnicity (for race/ethnicity data where $n > 50$)

Categories determined by DESE and data self-reported by families

Belmont Public Schools	In-Person Students	Remote Students
All Students	83%	17%
Asian	72%	27%
Black or African American	83%	14%
Hispanic or Latino: White	74%	26%
White	87%	13%
White and Asian	82%	18%



Return to In-Person Learning Working Group

Looking Back & Looking Ahead

Return to In-Person Learning Working Group: Charge

Frame the conditions for increased level of return to in-person learning by grade span

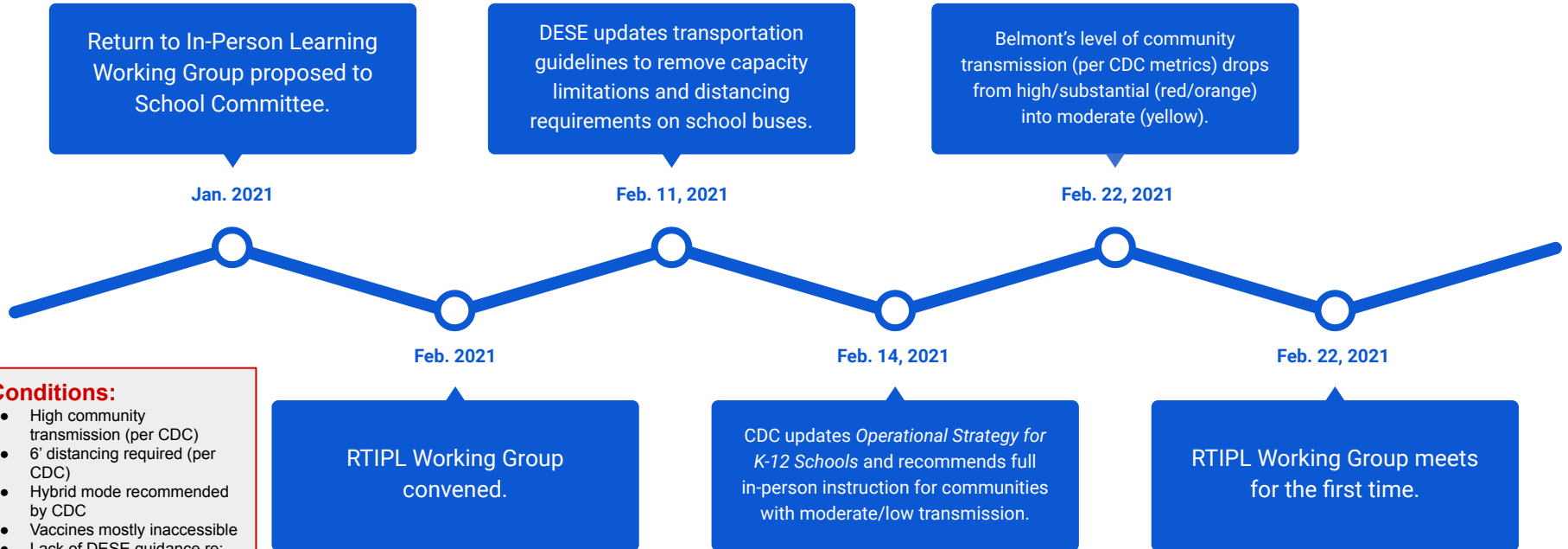
Analyze barriers or roadblocks to successful and safe return; problem solve these challenges in small groups

Draft sets of rolling recommendations that outline path to full-time in-person return to school and submit to superintendent for review

Purpose: Develop **tools** that support Belmont Public Schools in determining **when** and **how** to bring more students back to **in-person learning**.

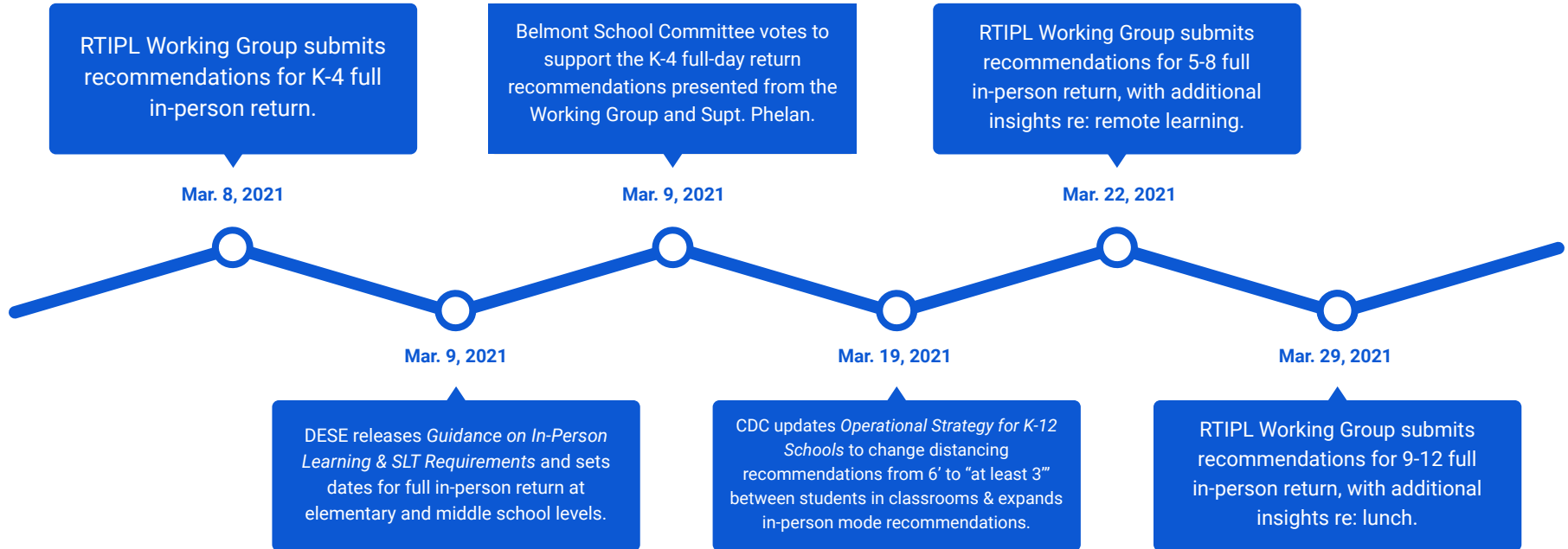


Looking Back





Looking Back





Looking Back

Belmont School Committee votes to support the HS full-day return recommendations presented from the Working Group and Supt. Phelan with a focus on prioritizing an April return.

Mar. 30, 2021

Conditions:

- Apr. 5: K-4 students full return
- Plans to return MS & HS Apr. 28/29
- Alternating moderate/substantial level of community transmission
- 3'+ distancing required (per CDC)
- DESE eliminates hybrid as option across Pre-K-8
- Vaccine roll-out moving, especially for Pre-K-12 educators
- Spring weather provides more flexibility

Today

Grades 9-12 return to full day in-person and remote learning across the district.

Apr. 29, 2021

Apr. 5, 2021


Grades K-4 return to full day in-person and remote learning across the district.

Apr. 28, 2021

Grades 5-8 return to full day in-person and remote learning across the district.



Moving RTIPL Forward: Stakeholders



Educators

Staff

Students

Administrators

School Committee

Parents & Guardians

RTIPL Working Group



Looking Ahead: Planning for 2021-22

- We will reconvene the working group in the future (likely in May) to discuss complex issues such as:
 - Seasonal strategy
 - Remote learning
 - Contingency plans if conditions change



Return to In-Person Learning Working Group

Thank you to the educators, students, parents/guardians, Board of Health members, School Committee members, and community members who served Belmont Public Schools in this critical capacity!

Danielle Betancourt
Jennipher Burgess
Sarah Caputo
Mike Crowley
Janice Darias
Ben DeLorio
Maima Diakhate
Suzy Feinberg

Lisa Fiore
Lusine Galajyan
Evelyn Gomez
Phoebe Gray
Lisa Harteveltdt
Aditya Jain
Karla Koza
Matthew Kraft

Ken Kramer
Denise LaPolla
Julie Lemay
Craig McMahan
Nicté Mejia
Dustin O'Brien
Kelly Rowan
Kara Sassone

Naomie Senat
Lindsey Sharp
Caroline Sokol
Bryan Spencer
Isaac Taylor
Owen Thomas
Gi Yoon-Huang