




-  5000 SQ.-FT. AREA FOR ALT. USE
 -  BALL FIELD
 -  UNDER-UTILIZED AREA
- CLAYPIT POND

REV	DATE	DESCRIPTION	DRW	APPROV	REV	DATE	DESCRIPTION	DRW	APPROV

Consulting Engineers Group Inc.
 140 WASHINGTON ROAD
 WASHINGTON, CONNECTICUT 06040
 860.544.2465 www.cegi.com

FUSS & O'NEILL
 Design & Build
 140 WASHINGTON ROAD
 WASHINGTON, CONNECTICUT 06040
 860.544.2465 www.foss.com

BELMONT ELECTRICAL
 115KV 75MVA GIS
 CONCEPTUAL SITE PLAN 001

DATE: 01-28-10
 SCALE: 1/8" = 1'-0"
 SHEET NO.
 OF SHEETS
 CS-5